

MP-Leuchten



*CD im Katalog
CD in catalogue*



Katalog 2004 – 2005



Diese Seite: **Subra** 1 x 150 W E27
Code: LD1850.11.S500.1W

Titelseite: **Carmen** 6 x 60 W E27
Code: S163R.16.A350.5W

MP-Leuchten



Inhaltsverzeichnis / Content

Seite / Page



Historic Line

Massives Messing
Massive brass

2



Kristallglas
Crystal glass

6



Modern Line


Moderne Metalleuchten mit Halogen
Modern metal with halogene

11



Mit Glas
With glass

19



Gipsleuchten
Plaster lamps

32

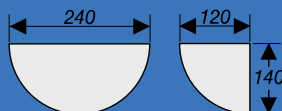
Alle Leuchten werden ohne Leuchtmittel ausgeliefert!
All luminaires will be delivered without bulbs!

Gipsleuchten

Diese hochwertigen Gipsleuchten können mit Farbe angestrichen und mit Wasser abgewaschen werden. Die Wandleuchten können mit einer Glasscheibe abgedeckt werden, aber nur in Verbindung mit Leuchtstofflampen.

Plaster Luminaries

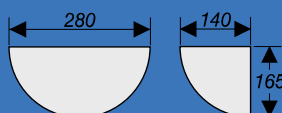
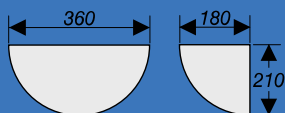
These high and quality plaster luminaries are washable and can be colored with a common wall color. The wall fixtures can be covered with a glass-cover but only when fluorescent lamps are in use.



A 100

Code

- 1010 max. 60W, E27
- 1011 10-13W, G24d-1, TC-D
- 1012 10-13W, G24q-1, TC-DEL, E



A 101

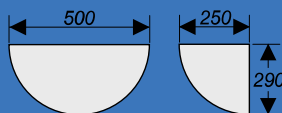
Code

- 1020 max. 60W, E27
- 1021 100-150W, R7s, QT-DE12, 74,9mm
- 1022 26W, G24d-3, TC-D
- 1023 26W, G24q-3, TC-DEL, E

A 102

Code

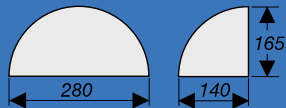
- 1030 max. 100W, E27
- 1031 max. 23W, E27, E
- 1032 150 – 300W, R7s, QT-DE12, 114,2mm
- 1033 75W, Rx7s, HIT-DE
- 1034 150W, Rx7s-24, HIT-DE
- 1035 150W, R7s, QT-DE12, 114,2mm
+ 75W, Rx7s, HIT-DE
- 1036 150W, R7s, QT-DE12, 114,2mm
+ 150W, Rx7s-24, HIT-DE
- 1037 26W, G24d-3, TC-D
- 1038 26W, G24d-3, TC-D, EE
- 1039 26W, G24q-3, TC-DEL, E
- 1040 26W, G24q-3, TC-DEL, E, EE
- 1041 2 x 26W, G24d-3, TC-D
- 1042 2 x 26W, G24d-3, TC-D, EE
- 1043 2 x 26W, G24q-3, TC-DEL, E
- 1044 2 x 26W, G24q-3, TC-DEL, E, EE
- 1045 2 x 32W, Gx24q-3, TC-TEL, E
- 1046 2 x 32W, Gx24q-3, TC-TEL, E, EE
- 1047 2 x 32W, Gx24q-3, TC-TEL, DIM ECO
- 1048 2 x 32W, Gx24q-3, TC-TEL, DIM EXCEL



A 103

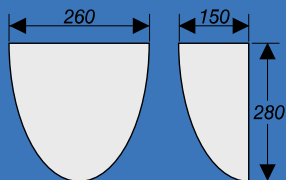
Code

- 1050 max. 150W, E27
- 1051 150 – 300W, R7s, QT-DE12, 114,2mm
- 1052 75W, Rx7s, HIT-DE
- 1053 150W, Rx7s-24, HIT-DE
- 1054 150W, R7s, QT-DE12, 114,2mm
+ 75W, Rx7s, HIT-DE
- 1055 150W, R7s, QT-DE12, 114,2mm
+ 150W, Rx7s-24, HIT-DE
- 1056 4 x 42W, Gx24q-4, TC-TEL, E
- 1057 4 x 42W, Gx24q-4, TC-TEL, DIM ECO
- 1058 4 x 42W, Gx24q-4, TC-TEL, DIM EXCEL



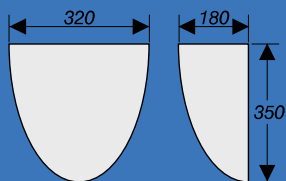
AD 101

Code
1060 26W, G24d-3, TC-T



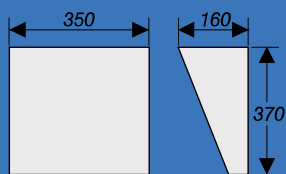
B 104

Code
1070 max. 60W, E27
1071 26W, Gx24d-3, TC-T
1072 26W, G24q-3, TC-TEL, E



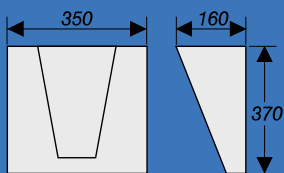
B 105

Code
1075 max. 100W, E27
1076 max. 23W, E27, E
1077 150 – 300W, R7s, QT-DE12, 114,2mm
1078 75W, Rx7s, HIT-DE
1079 150W, Rx7s-24, HIT-DE
1080 26W, G24d-3, TC-D, EE
1081 26W, G24q-3, TC-DEL, E
1082 26W, G24q-3, TC-DEL, E, EE
1083 42W, Gx24q-4, TC-TEL, E
1084 42W, Gx24q-4, TC-TEL, DIM ECO
1085 42W, Gx24q-4, TC-TEL, DIM EXCEL



D 109

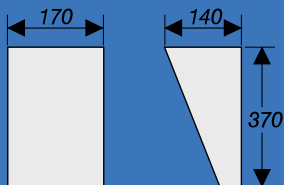
Code
1145 max. 23W, E27, E
1146 150 – 300W, R7s, QT-DE12, 114,2mm
1147 75W, Rx7s, HIT-DE
1148 150W, Rx7s-24, HIT-DE
1149 26W, G24d-3, TC-D
1150 26W, G24d-3, TC-D, EE
1151 42W, Gx24q-4, TC-DEL, E
1152 42W, Gx24q-4, TC-DEL, DIM ECO
1153 42W, Gx24q-4, TC-DEL, DIM EXCEL



DS 109

Code

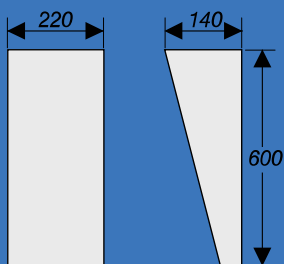
- 1160 2 x 18W, 2G11, TC-L
- 1161 2 x 18W, 2G11, TC-L, E
- 1162 2 x 36W, 2G10, TC-F
- 1163 2 x 36W, 2G10, TC-F, E
- 1164 2 x 36W, 2G10, TC-F, DIM ECO
- 1165 2 x 36W, 2G10, TC-F, DIM EXCEL



D 159

Code

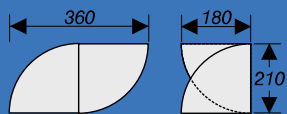

- 1130 26W, Gx24d-3, TC-T
- 1131 26W, Gx24q-3, TC-TEL, E
- 1132 100-150W, R7s, QT-DE12, 74,9mm



D 156

Code

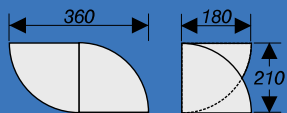
- 1135 max. 23W, E27, E
- 1136 150 – 300W, R7s, QT-DE12, 114,2mm
- 1137 75W, Rx7s, HIT-DE
- 1138 150W, Rx7s-24, HIT-DE
- 1139 32W, Gx24q-3, TC-TEL, E
- 1140 32W, Gx24q-3, TC-TEL, E, EE
- 1141 32W, Gx24q-3, TC-TEL, DIM ECO
- 1142 32W, Gx24q-3, TC-TEL, DIM EXCEL



GP 112

Code


- 1195 2 x max. 40W, E27
- 1196 2 x max. 15W, E27, E
- 1197 2 x 26W, G24d-3, TC-D
- 1198 2 x 26W, G24d-3, TC-D, EE
- 1199 2 x 26W, G24q-3, TC-DEL, E

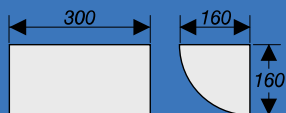


GL 112

Code

- 1190 2 x max. 40W, E27
- 1191 2 x max. 15W, E27, E
- 1192 2 x 26W, G24d-3, TC-D
- 1193 2 x 26W, G24d-3, TC-D, EE
- 1194 2 x 26W, G24q-3, TC-DEL, E



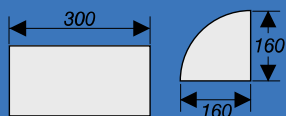

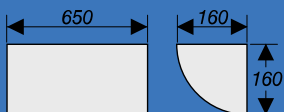


C 106

- Code
1090 max. 100W, E27
1091 max. 23W, E27, E
1092 150 – 300W, R7s, QT-DE12, 114,2mm
1093 75W, Rx7s, HIT-DE
1094 150W, Rx7s-24, HIT-DE
1095 26W, G24d-3, TC-D
1096 26W, G24d-3, TC-D, EE
1097 26W, G24q-3, TC-DEL, E
1098 26W, G24q-3, TC-DEL, E, EE
1099 2 x 26W, G24d-3, TC-D
1100 2 x 26W, G24d-3, TC-D, EE
1101 2 x 32W, Gx24q-3, TC-TEL, E
1102 2 x 32W, Gx24q-3, TC-TEL, DIM ECO
1103 2 x 32W, Gx24q-3, TC-TEL, DIM EXCEL
1104 2 x 32W, Gx24q-3, TC-TEL, E, EE

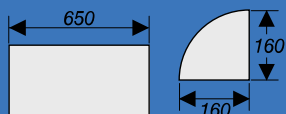
C 107

- Code
1110 2 x max. 100W, E27
1111 2 x max. 15W, E27, E
1112 36W, 2G11, TC-L
1113 36W, 2G11, TC-L, EE
1114 55W, 2G11, TC-L, E
1115 55W, 2G11, TC-L, E, EE
1116 2 x 55W, 2G11, TC-L, DIM ECO
1117 2 X 55W, 2G11, TC-L, DIM EXCEL




CD 106

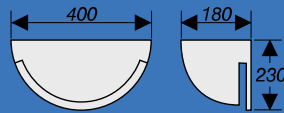
- Code
1120 max. 60W, E27
1121 max. 23W, E27, E



CD 107

- Code
1125 36W, 2G11, TC-L
1126 55W, 2G11, TC-L, E

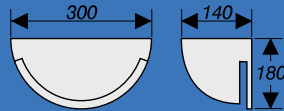




E 110

Code

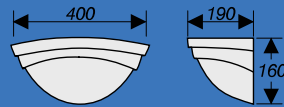
- 1170 max. 100W, E27
- 1171 max. 23W, E27, E
- 1172 26W, G24q-3, TC-TEL, E, EE
- 1173 2 x 26W, G24d-3, TC-D
+ Gx24d-3, TC-T
- 1174 2 x 32W, Gx24q-3, TC-TEL, E



E 125

Code

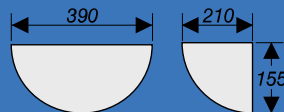
- 1175 max. 100W, E27
- 1176 26W, G24d-3, TC-D



F 111

Code


- 1180 max. 100W, E27
- 1181 150 – 300W, R7s, QT-DE12, 114,2mm
- 1182 26W, G24d-3, TC-D



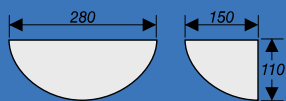
H 113

Code

- 1235/* max. 100W, E27
- 1236/* max. 23W, E27, E
- 1237/* 150 – 500W, R7s, QT-DE12, 114,2mm
- 1238/* 75W, Rx7s, HIT-DE
- 1239/* 150W, Rx7s-24, HIT-DE
- 1240/* 150W, R7s, QT-DE12, 114,2mm
+ 75W, Rx7s, HIT-DE
- 1241/* 150W, R7s, QT-DE12, 114,2mm
+ 150W, Rx7s-24, HIT-DE
- 1242/* 26W, G24d-3, TC-D
- 1243/* 26W, G24d-3, TC-D, EE
- 1244/* 2 x 26W, G24d-3, TC-D
- 1245/* 2 x 26W, G24d-3, TC-D, EE
- 1246/* 2 x 26W, G24q-3, TC-DEL, E
- 1247/* 2 x 26W, G24q-3, TC-DEL, E, EE
- 1248/* 2 x 26W, G24q-3, TC-DEL, DIM ECO
- 1249/* 2 x 26W, G24q-3, TC-DEL, DIM EXCEL

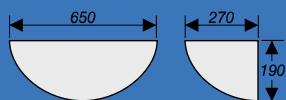



Version H 113	HKP 113	HLL 113	HNP 113	HML 113
*	1	2	3	4
				5



H 151

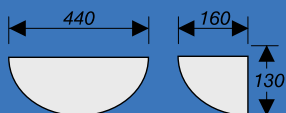
Code
 1230 max. 60W, E27
 1231 26W, G24d-3, TC-D



H 152

Code
 1200 2 x max. 100W, E27
 1201 2 x max. 15W, E27, **E**
 1202 150 – 300W, R7s, QT-DE12, 114,2mm
 1203 75W, Rx7s, HIT-DE
 1204 150W, Rx7s-24, HIT-DE
 1205 150W, R7s, QT-DE12, 114,2mm + 75W, Rx7s, HIT-DE
 1206 150W, R7s, QT-DE12, 114,2mm
 + 150W, Rx7s-24, HIT-DE
 1207 2 x 42W, Gx24q-4, TC-TEL, **E**
 1208 4 x 42W, Gx24q-4, TC-TEL, **E**
 1209 4 x 42W, Gx24q-4, TC-TEL, DIM ECO
 1210 4 x 42W, Gx24q-4, TC-TEL, DIM EXCEL
 1211 36W, 2G11, TC-L
 1212 36W, 2G11, TC-L, **EE**
 1213 36W, 2G11, TC-L, **E**
 1214 36W, 2G11, TC-L, **E, EE**





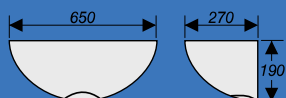
H 168

Code

1260 max. 60W, E27, A40

1261 max. 23W, E27, E

1262 150 – 300W, R7s, QT-DE12, 114,2mm



HE 152

Code

1220 2 x max. 100W, E27

1221 2 x max. 15W, E27, E

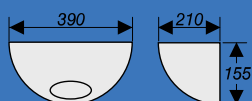

1222 2 x 42W, Gx24q-4, TC-TEL, E

1223 2 x 42W, Gx24q-4, TC-TEL, DIM ECO

1224 2 x 42W, Gx24q-4, TC-TEL, DIM EXCEL

1225 36W, 2G11, TC-L

1226 36W, 2G11, TC-L, EE



HS 113

Code

1250 max. 100W, E27

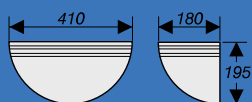

1251 max. 23W, E27, E

1252 26W, G24d-3, TC-D

1253 42W, Gx24q-4, TC-TEL, E

1254 42W, Gx24q-4, TC-TEL, DIM ECO

1255 42W, Gx24q-4, TC-TEL, DIM EXCEL



I 114

Code

1265 max. 100W, E27

1266 max. 23W, E27, E

1267 150 – 300W, R7s, QT-DE12, 114,2mm

1268 75W, Rx7s, HIT-DE

1269 150W, Rx7s-24, HIT-DE

1270 150W, R7s, QT-DE12, 114,2mm

+ 75W, Rx7s, HIT-DE

1271 150W, R7s, QT-DE12, 114,2mm

+ 150W, Rx7s-24, HIT-DE

1272 26W, G24d-3, TC-D

1273 26W, G24d-3, TC-D, EE

1274 26W, G24q-3, TC-DEL, E

1275 26W, G24q-3, TC-DEL, E, EE

1276 2 x 26W, G24d-3, TC-D

1277 2 x 26W, G24d-3, TC-D, EE

1278 2 x 26W, G24q-3, TC-DEL, E

1279 2 x 26W, G24q-3, TC-DEL, E, EE

1280 2 x 32W, Gx24q-3, TC-TEL, E

1281 2 x 32W, Gx24q-3, TC-TEL, E, EE

1282 2 x 32W, Gx24q-3, TC-TEL, DIM ECO

1283 2 x 32W, Gx24q-3, TC-TEL, DIM EXCEL

I 157

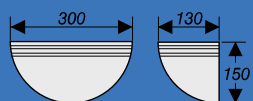
Code

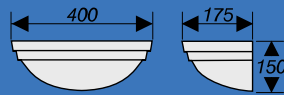
1285 max. 60W, E27

1286 100-150W, R7s, QT-DE12, 74,9mm

1287 26W, G24d-3, TC-D

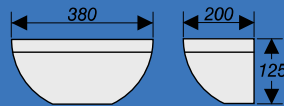

1288 26W, G24q-3, TC-DEL, E





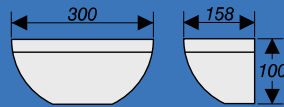
J 115

Code
1290 max. 60W, E27
1291 150 – 300W, R7s, QT-DE12, 114,2mm
1292 26W, G24d-3, TC-D



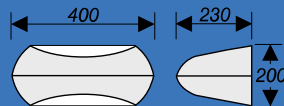

K 147

Code
1295 max. 100W, E27
1296 max. 23W, E27, E
1297 26W, G24d-3, TC-D



K 158

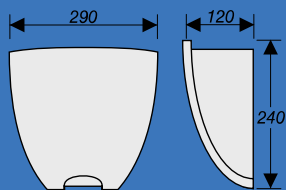

Code
1300 max. 60W, E27
1301 max. 15W, E27, E
1302 26W, G24d-3, TC-D



M 145

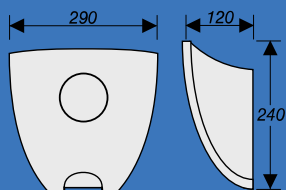
Code
1305 2 x max. 100W, E27
1306 2 x max. 23W, E27, E





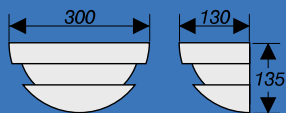

N 143

Code
 1310 max. 100W, E27
 1311 26W, G24d-3, TC-D
 1312 26W, G24q-3, TC-DEL, E



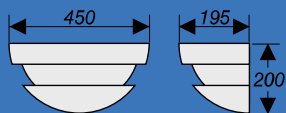
NS 143

Code
 1315 max. 100W, E27
 1316 26W, G24d-3, TC-D
 1317 26W, G24q-3, TC-DEL, E



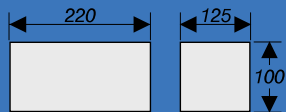
O 150

Code
 1330 max. 60W, E27
 1331 26W, G24d-3, TC-D
 1332 26W, G24q-3, TC-DEL, E



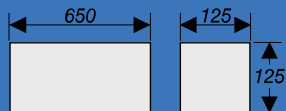
O 120

Code
 1320 max. 100W, E27
 1321 max. 23W, E27, E
 1322 26W, G24d-3, TC-D
 1323 26W, G24q-3, TC-DEL, E
 1324 26W, G24q-3, TC-DEL, DIM ECO
 1325 26W, G24q-3, TC-DEL, DIM EXCEL



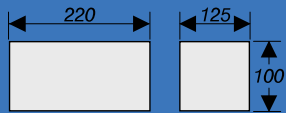

Q 142

Code
 1340 max. 60W, E27
 1341 150 – 300W, R7s, QT-DE12, 74,9mm
 1342 26W, G24d-3, TC-D



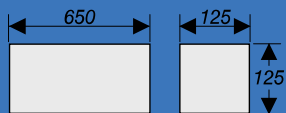
Q 155

Code
 1335 36W, 2G11, TC-L
 1336 55W, 2G11, TC-L, E
 1337 55W, 2G11, TC-L, DIM ECO
 1338 55W, 2G11, TC-L, DIM EXCEL



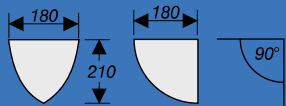

QND 142

Code
 1350 max. 60W, E27
 1351 26W, G24d-3, TC-D



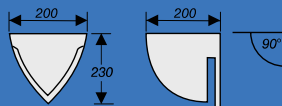
QND 155

Code
 1345 36W, 2G11, TC-L
 1346 55W, 2G11, TC-L, E
 1347 55W, 2G11, TC-L, DIM ECO
 1348 55W, 2G11, TC-L, DIM EXCEL



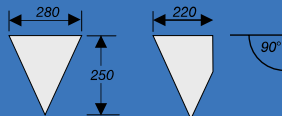
RA 102

Code
 1355 max. 60W, E27
 1356 max. 15W, E27, E



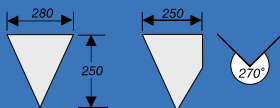
RE 110

Code
1360 max. 60W, E27
1361 max. 15W, E27, E



RK 92

Code
1740 max. 100W, E27
1741 max. 23W, E27, E

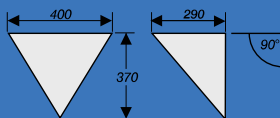



RK 272

Code

1730 2 x max. 60W, E27

1731 2 x max. 15W, E27, E



RT 133

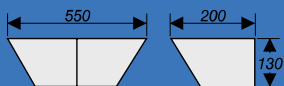
Code

1365 max. 60W, E27

1366 max. 15W, E27, E

1367 150 – 300W, R7s, QT-DE12, 74,9mm





T 144

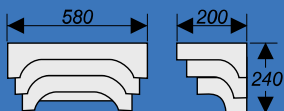
Code

1370 max. 100W, E27

1371 max. 23W, E27, E

1372 26W, G24d-3, TC-D

1373 42W, Gx24q-4, TC-TEL, E



U 128

Code

1380 2 x max. 100W, E27

1381 2 x 26W, G24d-3, TC-D + Gx24d-3, TC-T

1382 2 x 26W, G24q-3, TC-DEL + Gx24q-3, TC-TEL, E, EE

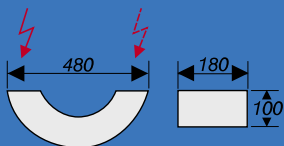
1383 2 x 32W, Gx24q-3, TC-TEL, E

1384 2 x 32W, Gx24q-3, TC-TEL, E, EE

1385 4 x 32W, Gx24q-3, TC-TEL, E

1386 4 x 32W, Gx24q-3, TC-TEL, DIM ECO

1387 4 x 32W, Gx24q-3, TC-TEL, DIM EXCEL



V 129

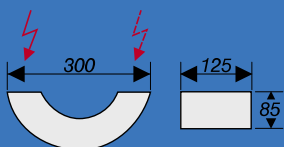
Code

1390 max. 100W, E27

1391 max. 100W, E27 + 10W, G24q-1, TC-DEL, EE

1392 2 x max. 100W, E27

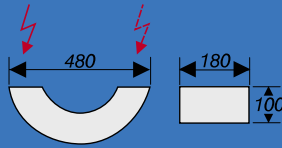
1393 2 x max. 23W, E27, E



V 153


Code

1395 max. 60W, E27



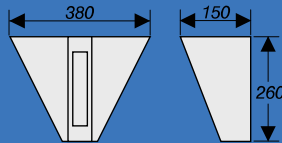
VK 129*

Code
1400/* 2 x max. 100W, E27



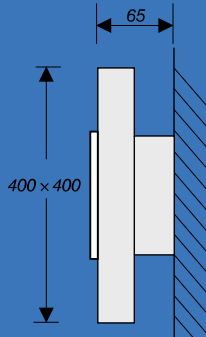
lw ly lr lb lbk ln

Gitter: Metall lackiert / Lattice: colored metal



Y 146

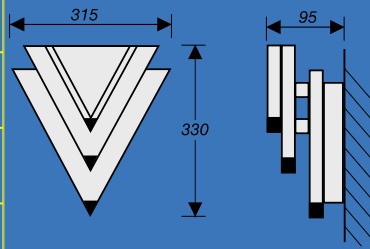
Code
1375 18W, 2G11, TC-L
1376 18W, 2G11, TC-L, E



STK 123


Code
1405 2 x 18W, 2G11, TC-L
1406 2 x 18W, 2G11, TC-L, E
1407 4 x 18W, 2G11, TC-L

Mit hochwertigem Keramikgitter / With ceramic lattice

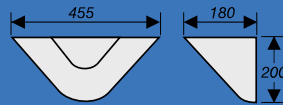


AA 160*

Code
 1420/* max. 100W, E27
 1421/* max. 15W, E27, E
 1422/* 26W, G24d-3, TC-D



ln + lln lbk + llr lbk + lln lw + llbk ly + llbk lb + llb
 Gitter: Metall lackiert / Lattice: colored metal

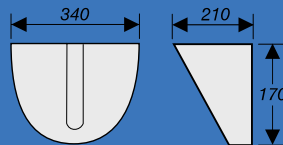


AA 161*

Code
 1425/* max. 100W, E27
 1426/* max. 23W, E27, E
 1427/* 26W, G24d-3, TC-D
 1428/* 42W, Gx24q-4, TC-TEL, E
 1429/* 42W, Gx24q-4, TC-TEL, DIM ECO
 1430/* 42W, Gx24q-4, TC-TEL, DIM EXCEL



y r b g
 Glas: farbig / Glass: colored

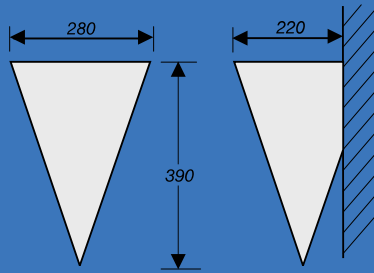


AA 162*

Code
 1431/* max. 100W, E27
 1432/* max. 23W, E27, E
 1433/* 26W, G24d-3, TC-D
 1434/* 42W, Gx24q-4, TC-TEL, E
 1435/* 42W, Gx24q-4, TC-TEL, DIM ECO
 1436/* 42W, Gx24q-4, TC-TEL, DIM EXCEL



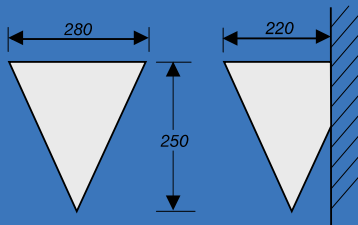
y r b g
 Glas: farbig / Glass: colored



AK 171

Code

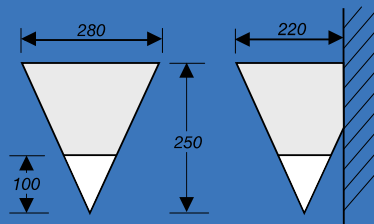
- 1700 max. 100W, E27
- 1701 max. 23W, E27, E
- 1702 26W, G24d-3, TC-D
- 1703 26W, G24q-3, TC-DEL, E, EE
- 1704 42W, Gx24q-4, TC-TEL, E
- 1705 42W, Gx24q-4, TC-TEL, DIM ECO
- 1706 42W, Gx24q-4, TC-TEL, DIM EXCEL



AK 172

Code

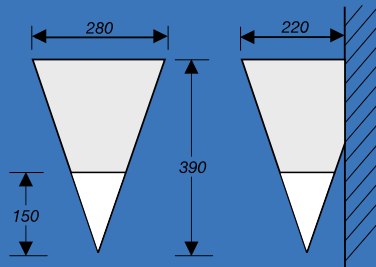

- 1713 max. 100W, E27
- 1714 max. 23W, E27, E
- 1715 32W, Gx24q-3, TC-TEL, E
- 1716 32W, Gx24q-3, TC-TEL, DIM ECO
- 1717 32W, Gx24q-3, TC-TEL, DIM EXCEL



AKS 172

Code

- 1718 max. 100W, E27 + max. 25W, E27
- 1719 max. 23W, E27, E + max. 25W, E27
- 1720 32W, Gx24q-3, TC-TEL, E + max. 25W, E27



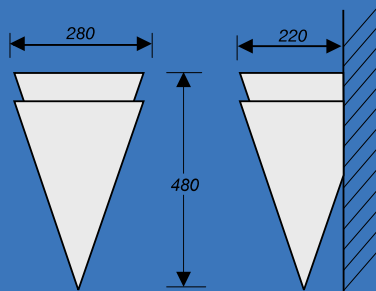
AKS 171

Code

1710 max. 100W, E27 + max. 25W, E27

1711 max. 23W, E27, E + max. 25W, E27

1712 max. 42W, Gx24q-4, TC-TEL, E, + 25W, E27



AK 174

Code

1721 max. 100W, E27

1722 max. 23W, E27, E

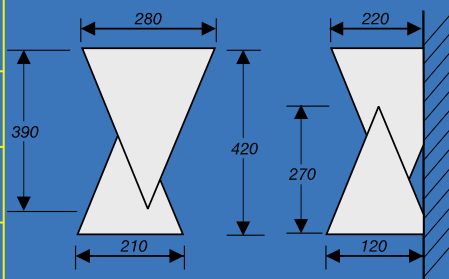
1723 26W, G24d-3, TC-D

1724 26W, G24q-3, TC-DEL, E

1725 42W, Gx24q-4, TC-TEL, E

1726 42W, Gx24q-4, TC-TEL, DIM ECO

1727 42W, Gx24q-4, TC-TEL, DIM EXCEL

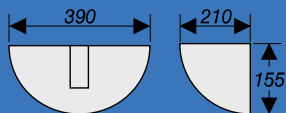


AKG 173

Code

1728 max. 100W, E27 + max. 15W, E27, E

1729 max. 23W, E27, E + 15W, E27, E

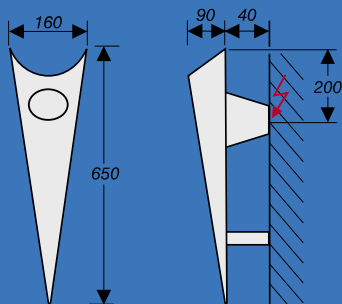
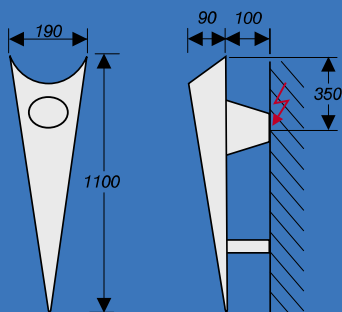


HK 113*

Code
 1440/* max. 100W, E27
 1441/* max. 23W, E27, E
 1442/* 26W, G24d-3, TC-D
 1443/* 42W, Gx24q-4, TC-TEL, E
 1444/* 42W, Gx24q-4, TC-TEL, DIM ECO
 1445/* 42W, Gx24q-4, TC-TEL, DIM EXCEL



lw ly lr lb lbk ln
 Gitter: Metall lackiert / Lattice: colored metal



Z 141*

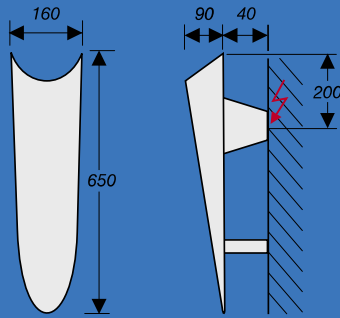
Code
 1415/* 2 x max. 150W, E27
 1416/* 2 x max. 15W, E27, E



lw ly lr lb lbk ln
 Gitter: Metall lackiert / Lattice: colored metal

Z 154*

Code
 1417/* 2 x max. 100W, E27



Z 163

Code

1418 2 x max. 100W, E27



SQ 122/*

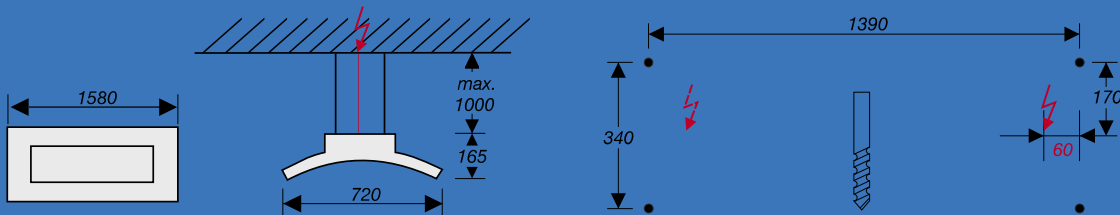
Code

1500/* 4 x 36W, T8, G13

1501/* 4 x 36W, T8, G13, E

1502/* 4 x 36W, T8, G13, DIM ECO

1503/* 4 x 36W, T8, G13, DIM EXCEL



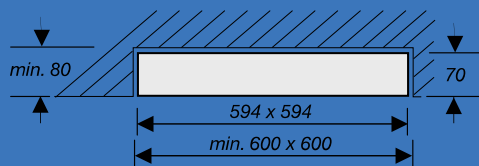

SNV 181

Code

1625 4 x 24W, G5, T5, E

1626 4 x 24W, G5, T5, DIM ECO

1627 4 x 24W, G5, T5, DIM EXCEL



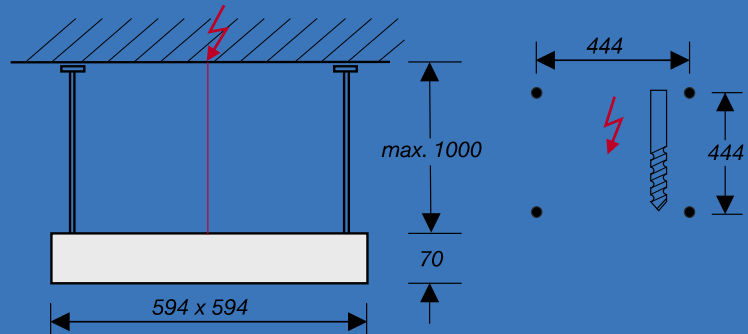
SNZ 180

Code

1620 4 x 24W, G5, T5, E

1621 4 x 24W, G5, T5, DIM ECO

1622 4 x 24W, G5, T5, DIM EXCEL





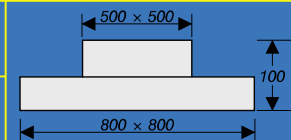
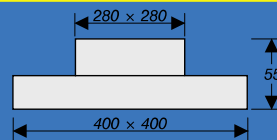
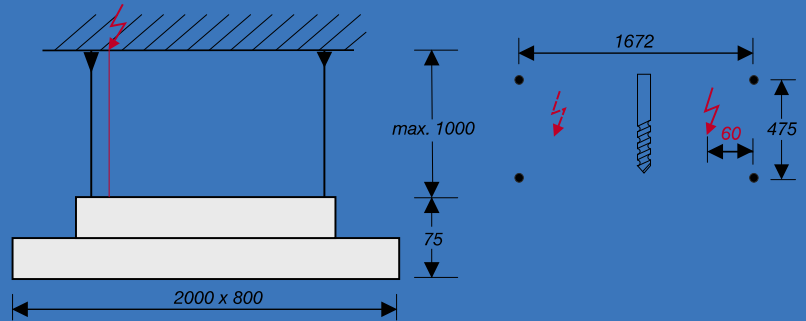
SQT 2000/*

Code

1600/* 4 x 58W, G13, T8
 1601/* 4 x 58W, G13, T8, E
 1602/* 4 x 35W, G5, T5, E, EE
 1603/* 8 x 35W, G5, T5, E
 1604/* 8 x 35W, G5, T5, DIM ECO
 1605/* 8 x 35W, G5, T5, DIM EXCEL



glass lw ln
 Gitter: Metall lackiert / Lattice: colored metal



ST 123

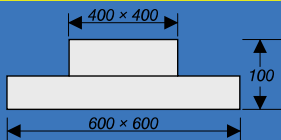
Code

1549 2 x 18W, 2G11, TC-L
 1550 2 x 18W, 2G11, TC-L, E
 1551 4 x 18W, 2G11, TC-L

ST 127

Code

1523 4 x 36W, 2G11, TC-L
 1524 4 x 36W, 2G11, TC-L, EE
 1525 4 x 36W, 2G11, TC-L, E
 1526 4 x 36W, 2G11, TC-L, DIM ECO
 1527 4 x 36W, 2G11, TC-L, DIM EXCEL
 1528 4 x 36W, 2G11, TC-L + 4 x 8W, G5, T5
 1529 4 x 36W, 2G11, TC-L, E + 4 x 8W, G5, T5, E
 1530 4 x 36W, 2G11, TC-L, DIM ECO
 + 4 x 8W, G5, T5, E
 1531 4 x 36W, 2G11, TC-L, DIM EXCEL
 + 4 x 8W, G5, T5, E
 1532 6 x 36W, 2G11, TC-L
 1533 6 x 36W, 2G11, TC-L, E
 1534 6 x 36W, 2G11, TC-L, DIM ECO
 1535 6 x 36W, 2G11, TC-L, DIM EXCEL
 1536 6 x 36W, 2G11, TC-L + 4 x 8W, G5, T5
 1537 6 x 36W, 2G11, TC-L, E + 4 x 8W, G5, T5



ST 126

Code

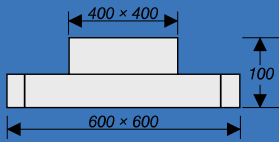
1540 4 x 24W, 2G11, TC-L
 1541 4 x 24W, 2G11, TC-L, E
 1542 4 x 24W, 2G11, TC-L, DIM ECO
 1543 4 x 24W, 2G11, TC-L, DIM EXCEL
 1544 4 x 24W, 2G11, TC-L + 4 x 8W, G5, T5
 1545 4 x 24W, 2G11, TC-L, E + 4 x 8W, G5, T5, E
 1546 4 x 24W, 2G11, TC-L, DIM ECO + 4 x 8W, G5, T5, E
 1547 4 x 24W, 2G11, TC-L, DIM EXCEL + 4 x 8W, G5, T5, E



STO 127

Code

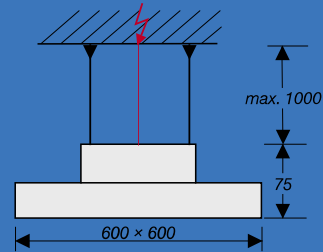
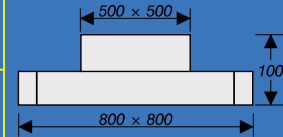
- 1565 4 x 36W, 2G11, TC-L
- 1566 4 x 36W, 2G11, TC-L, **EE**
- 1567 4 x 36W, 2G11, TC-L, **E**
- 1568 4 x 36W, 2G11, TC-L, **DIM ECO**
- 1569 4 x 36W, 2G11, TC-L, **DIM EXCEL**



STO 126

Code

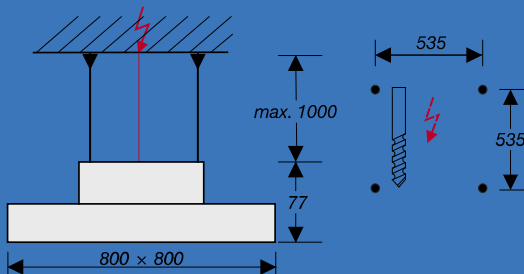
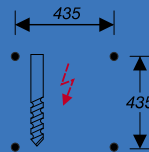
- 1570 4 x 24W, 2G11, TC-L
- 1571 4 x 24W, 2G11, TC-L, **E**
- 1572 4 x 24W, 2G11, TC-L, **DIM ECO**
- 1573 4 x 24W, 2G11, TC-L, **DIM EXCEL**



STZ 126

Code

- 1560 4 x 24W, 2G11, TC-L
- 1561 4 x 24W, 2G11, TC-L, **E**
- 1562 4 x 24W, 2G11, TC-L, **DIM ECO**
- 1563 4 x 24W, 2G11, TC-L, **DIM EXCEL**



STZ 127

Code

- 1555 4 x 36W, 2G11, TC-L
- 1556 4 x 36W, 2G11, TC-L, **EE**
- 1557 4 x 36W, 2G11, TC-L, **E**
- 1558 4 x 36W, 2G11, TC-L, **DIM ECO**
- 1559 4 x 36W, 2G11, TC-L, **DIM EXCEL**

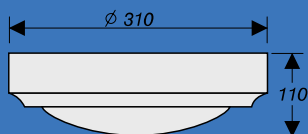

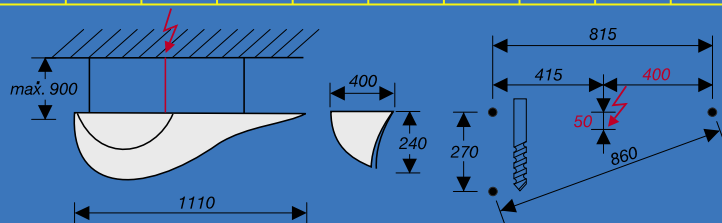


SV 124

Code

1575 4 x max. 100W, E27 + 9W, G23, TC blue

1576 4 x max. 23W, E27, E + 9W, G23, TC blue



SA 148

Code

1520 max. 60W, E27

1521 13W, G24d-1, TC-D

1522 13W, G24q-1, TC-DEL, E



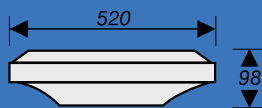
SA 149

Code

1517 2 x max. 60W, E27

1518 2 x 26W, G24d-3, TC-D

1519 2 x 26W, G24q-3, TC-DEL, E



SYP 136

Code

1590 2 x max. 60W, E27

1591 2 x 26W, G24d-3, TC-D

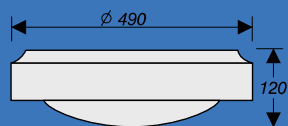
1592 2 x 26W, G24q-3, TC-DEL, E



SY 136

Code

- 1511 2 x max. 60W, E27
- 1512 2 x 26W, G24d-3, TC-D
- 1513 2 x 26W, G24q-3, TC-DEL, E



SY 135

Code

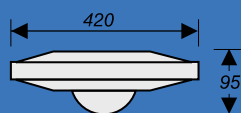
- 1505 3 x max. 60W, E27
- 1506 2 x 36W, 2G10, TC-F
- 1507 2 x 36W, 2G10, TC-F, EE
- 1508 2 x 36W, 2G10, TC-F, E
- 1509 2 x 36W, 2G10, TC-F, DIM ECO
- 1510 2 x 36W, 2G10, TC-F, DIM EXCEL



SY 137

Code

- 1514 max. 60W, E27
- 1515 13W, G24d-1, TC-D
- 1516 13W, G24q-1, TC-DEL, E



SYJ 137

Code

- 1585 max. 60W, E27
- 1586 13W, G24d-1, TC-D
- 1587 13W, G24q-1, TC-DEL, E

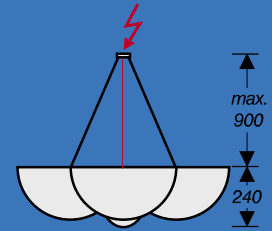



SX 138

Code

1580 4 x max. 60W, E27

1581 4 x max. 23W, E27, E



SD 236

Code

1610 250W, E27, QT32

1611 75W, E27, HIE

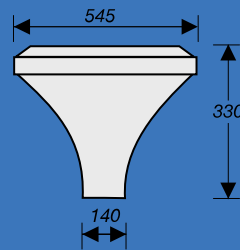
1612 70W, E27, HIT


1613 73W, E27, HI-PAR

1614 150W, E27, HIE

1615 70W, E27, HSE

1616 70W, E27, HST





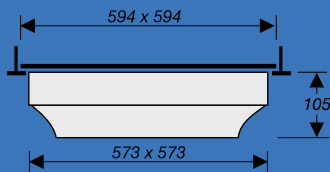
SP 70/*

Code

- 1630/* 4 x 36W, 2G11, TC-L
- 1631/* 4 x 36W, 2G11, TC-L, **EE**
- 1632/* 4 x 36W, 2G11, TC-L, **E**
- 1633/* 4 x 36W, 2G11, TC-L, DIM ECO
- 1634/* 4 x 36W, 2G11, TC-L, DIM EXCEL
- 1635/* 6 x 36W, 2G11, TC-L, **E**
- 1636/* 6 x 36W, 2G11, TC-L, DIM ECO
- 1637/* 6 x 36W, 2G11, TC-L, DIM EXCEL





glass lw ln
Gitter: Metall lackiert / Lattice: colored metal



SR 80/*

Code

- 1657/* 4 x 36W, 2G11, TC-L
- 1658/* 4 x 36W, 2G11, TC-L, **EE**
- 1659/* 4 x 36W, 2G11, TC-L, **E**
- 1660/* 4 x 36W, 2G11, TC-L, DIM ECO
- 1661/* 4 x 36W, 2G11, TC-L, DIM EXCEL
- 1662/* 6 x 36W, 2G11, TC-L, **E**
- 1663/* 6 x 36W, 2G11, TC-L, DIM ECO
- 1664/* 6 x 36W, 2G11, TC-L, DIM EXCEL



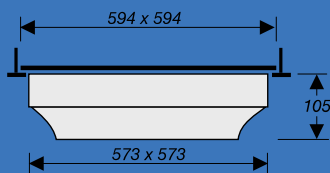
SP 71/*

Code

- 1640 4 x 24W, 2G11, TC-L
- 1641 4 x 24W, 2G11, TC-L, **EE**
- 1642 4 x 24W, 2G11, TC-L, **E**
- 1643 4 x 24W, 2G11, TC-L, DIM ECO
- 1644 4 x 24W, 2G11, TC-L, DIM EXCEL



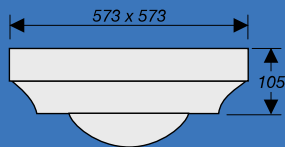

glass lw ln
Gitter: Metall lackiert / Lattice: colored metal



SR 81/*

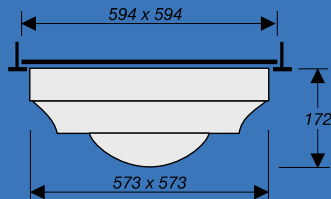
Code

- 1665 4 x 24W, 2G11, TC-L
- 1666 4 x 24W, 2G11, TC-L, **EE**
- 1667 4 x 24W, 2G11, TC-L, **E**
- 1668 4 x 24W, 2G11, TC-L, DIM ECO
- 1669 4 x 24W, 2G11, TC-L, DIM EXCEL




SP 72

Code
 1645 4 x 24W, 2G11, TC-L
 1646 4 x 24W, 2G11, TC-L, **EE**
 1647 4 x 24W, 2G11, TC-L, **E**
 1648 4 x 24W, 2G11, TC-L, DIM ECO
 1649 4 x 24W, 2G11, TC-L, DIM EXCEL



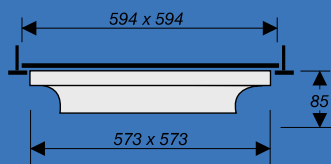
SR 82

Code
 1670 4 x 24W, 2G11, TC-L
 1671 4 x 24W, 2G11, TC-L, **EE**
 1672 4 x 24W, 2G11, TC-L, **E**
 1673 4 x 24W, 2G11, TC-L, DIM ECO
 1674 4 x 24W, 2G11, TC-L, DIM EXCEL



SP 74/*

Code
 1653 2 x 36W, 2G10, TC-F
 1654 2 x 36W, 2G10, TC-F, **E**
 1655 2 x 36W, 2G10, TC-F, DIM ECO
 1656 2 x 36W, 2G10, TC-F, DIM EXCEL



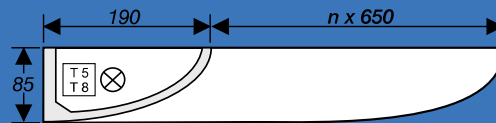

SR 84/*

Code
 1678 2 x 36W, 2G10, TC-F
 1679 2 x 36W, 2G10, TC-F, **E**
 1680 2 x 36W, 2G10, TC-F, DIM ECO
 1681 2 x 36W, 2G10, TC-F, DIM EXCEL




glass lw ln
 Gitter: Metall lackiert / Lattice: colored metal

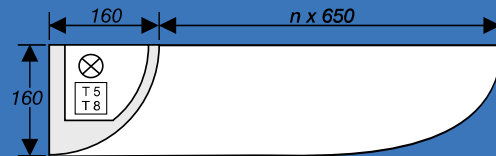

AR 308
Code 3001



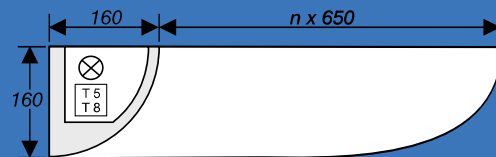

BR 408
Code 3002



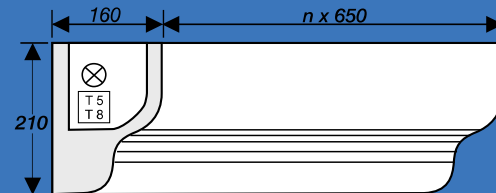

CR 108
Code 3003



CRL 108
Code 3004

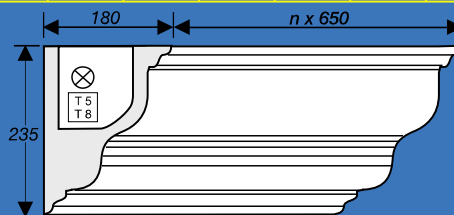


PR 208
Code 3006







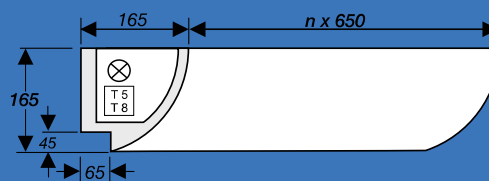

PRL 208
Code 3007



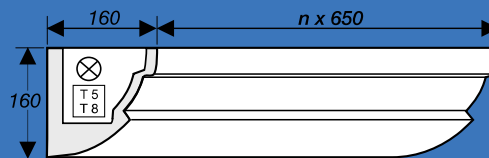
QR 608
Code 3008



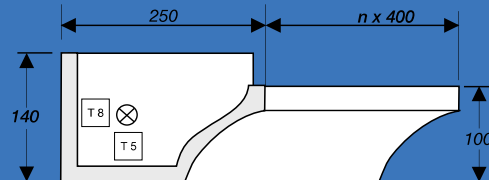
DRD 508
Code 3010



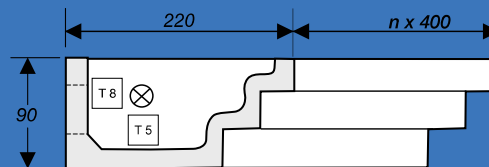
CRT 108
Code 3005



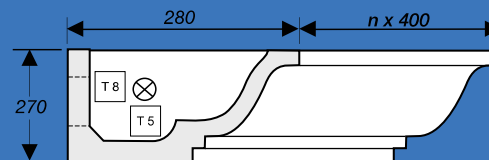
KR 250
Code 3012



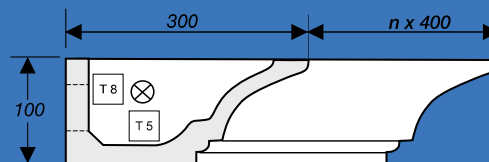
ER 220
Code 3013



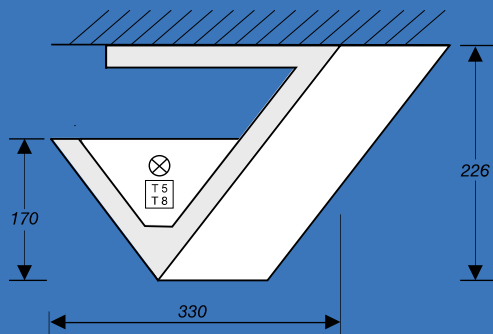

FR 280
Code 3014



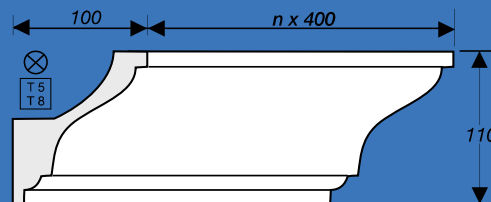

GR 300
Code 3015



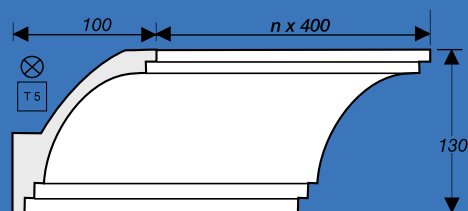

JR 333
Code 3011



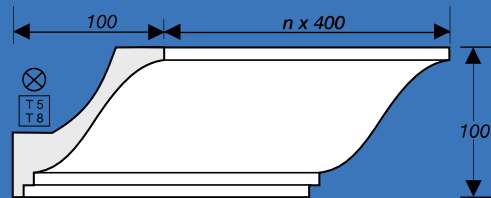
RR 110
Code 3017



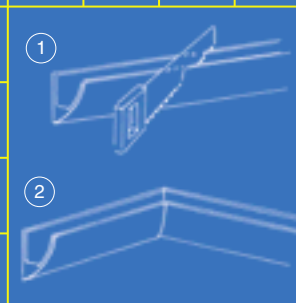
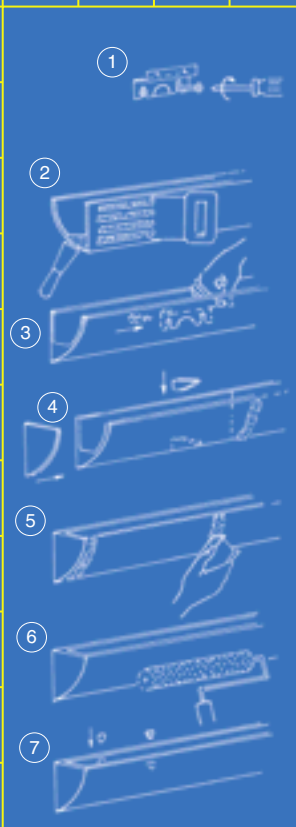
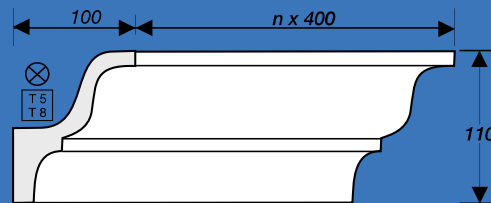
UR 130
Code 3019



VR 100
Code 3020



YR 111
Code 3021



Weitere Infos auf der CD
For more info see
the CD Montage Video



MP-Leuchten

MP-Leuchten

Vogtlandstr. 2
93176 Beratzhausen
Germany

Telefon: +49-9493-900 50

Fax: +49-9493-900 51

Mobil: +49-171-525 22 58

E-mail: verkauf@mp-leuchten.com

Internet: www.mp-leuchten.com